



2022 FORD EXPEDITION®

THE ROAD TO ADVENTURE
IS OFTEN UNPAVED.
**THE NEW FORD
EXPEDITION.**

We know that the Ford Expedition SUV is your kind of big, with available seating for up to 8. And with the new Expedition Timberline model, **the most off-road-ready Expedition yet**, your destination can take you and your crew far off the beaten path. An available new Stealth Performance Edition Package **covers on-road family excursions in true Expedition style.** Both feature big performance from an available **new 440-horsepower¹ High-Output 3.5L EcoBoost[®] engine.** And that's not all the news. New front and rear exterior designs offer a higher level of sophistication and refinement. And sophisticated voice-activated technology like available SYNC[®] 4² and available SYNC 4A² feature **big new screens.** Grand family adventures require a special kind of big. You'll find it in all 6 models of the new 2022 Ford Expedition.



TIMBERLINE. Forged Green Metallic. Available equipment.

1. Horsepower and torque ratings based on premium fuel per SAE J1349[®] standard. Your results may vary.
2. Don't drive while distracted or while using handheld devices. Use voice-operated systems when possible. Some features may be locked out while the vehicle is in gear. Not all features are compatible with all phones.

Vehicle imagery throughout this brochure may be computer-generated and may include available and aftermarket equipment. Preproduction models may be shown throughout. Always consult the Owner's Manual before off-road driving, know your terrain and trail difficulty, and use appropriate safety gear.



DESIGN THAT ENHANCES YOUR JOURNEY.

Starting with an available **15.5" high-definition touchscreen** with available SYNC® 4A¹ that uses individual digital cards to organize and optimize your experience. Or a simple turn of the rotary gear shift dial that easily moves the 10-speed automatic transmission from Park to Reverse to Drive. Available 4WD with the Terrain Management System™ offers **7 Selectable Drive Modes** that are operated with the turn of the Drive Mode dial, while the available 12.4" digital instrument cluster lets you configure the look and function of the gauges you use most frequently.

Since nothing energizes a long road trip like music, the 2022 Ford Expedition SUV unleashes immersive sound from the available **B&O® Unleashed Sound System** with 22 speakers and 1,080 watts of power. It can elevate your listening enjoyment by making every song sound like an in-person concert. A B&O Sound System that pumps 680 watts of digitally processed sound through 12 high-performance speakers is also available.

PLATINUM. Carmelo leather trim. Available equipment.

1. Don't drive while distracted or while using handheld devices. Use voice-operated systems when possible. Some features may be locked out while the vehicle is in gear. Not all features are compatible with all phones.



ROOM FOR EVERYONE. ENJOY THE RIDE.

Take a seat in the available 10-way power driver's seat, settle into the available **2nd-row captain's chairs** – available in either leather or ActiveX™ Trimmed Seats – or relax in the available power-reclining PowerFold® 3rd-row seat with a 60/40 split, and you'll quickly see the Ford Expedition SUV is **big on space** and even bigger on comfort.

With available **seating for up to 8 passengers**, everyone will appreciate the expansive room. And, with available 2nd-row power-folding tip-and-slide seats, you can keep a child seat secured while simply sliding the seat forward to allow passengers access to the 3rd row. And the **15 conveniently located beverage holders** give everyone a place to keep their drinks close at hand. No matter where you find your place, in Expedition, you're sure to be comfortable.



PLATINUM. Carmelo leather trim. Available equipment.



STAY WELL-CONNECTED

WITH THE SMARTEST SYNC SYSTEM EVER.

The 12" LCD touchscreen of standard SYNC® 4¹ and the formidable 15.5" LCD touchscreen of available SYNC 4A¹ make it easy to view navigation map details, play your music, navigate through your apps and interact with your phone through voice or touch prompts. Featuring conversational voice recognition, SYNC 4¹ delivers comprehensive search results and more functionality, including Digital Owner's Manual, and wireless access to **Apple CarPlay® compatibility,² Android Auto™ compatibility,²** and SYNC AppLink® apps from smartphones and mobile devices.

SYNC 4

Standard on XL STX, XLT, Timberline and Limited

- 12" LCD touchscreen with Information on Demand panel
- SYNC AppLink with App Catalog
- Wireless phone connection
- Wireless Android Auto compatibility²
- Digital Owner's Manual
- Wireless Apple CarPlay compatibility²

SYNC 4A

*Standard on King Ranch and Platinum;
Available on Timberline and Limited*

Includes all SYNC 4 features, plus:

- 15.5" LCD touchscreen
- Adaptive Dash Cards
- Personal Profiles



TIMBERLINE. Deep Cypress leather trim. Available equipment.

1. Don't drive distracted or while using handheld devices. Use voice-operated systems when possible. Some features may be locked out while the vehicle is in gear. Not all features are compatible with all phones. **2.** Requires phone with active data service and compatible software. SYNC 4 does not control 3rd-party products while in use. 3rd parties are solely responsible for their respective functionality.



SPACE TO THE MAX. IN ALL THE RIGHT PLACES.

There's a lot that goes into every day, so you need a vehicle that can handle just about anything. For more space – nearly a foot more length with an additional 477 liters¹ to accommodate almost anything you need to carry – **Ford Expedition MAX SUV** gives you all the room you need, in all the right places. Larger rear door openings make for easier entry and exit. An available Advanced Cargo Manager shelf helps you keep things in order. And an available **hands-free, foot-activated liftgate** opens with a simple wave of your foot under the bumper – all while keeping your key fob in a pocket or purse. A liftgate glass that can be opened manually or with the liftgate itself helps make accessing everything you're carrying easier, too.

If max. room isn't needed, try the **2-row, 5-passenger Expedition XL STX**. With XL STX, you'll have available cargo room behind the 2nd row – without the need to fold down any seats.



PLATINUM MAX. Carmelo leather trim. Available equipment. Properly secure all cargo.
1. Cargo and load capacity limited by weight and weight distribution.

BEYOND CONFIDENCE. IN COMMAND.

Confidence comes naturally with our extensive collection of standard and available **Ford Co-Pilot360™ driver-assist technologies**.¹ They utilize a network of sensors and sophisticated cameras to offer support in many scenarios, helping you feel confidently in command of your new 2022 Ford Expedition SUV.

FORD CO-PILOT360

Standard on every 2022 Ford Expedition

- Pre-Collision Assist with Automatic Emergency Braking (AEB)
- BLIS® (Blind Spot Information System) with Cross-Traffic Alert
- Lane-Keeping System
- Auto High-Beam Headlamps
- Rear View Camera with Washer

FORD CO-PILOT360 ASSIST+

*Standard on Limited, King Ranch and Platinum;
Available on XLT and Timberline*

- Intelligent Adaptive Cruise Control with Stop-and-Go and Lane Centering
- Front Parking Sensors
- Evasive Steering Assist

FORD CO-PILOT360 ASSIST 2.0

*Standard on King Ranch and Platinum;
Available on Timberline and Limited*

- 360-Degree Camera with Split View and Front and Rear Washers
- Active Park Assist 2.0
- Reverse Brake Assist

ADDITIONAL TECHNOLOGY

- | | |
|--|------------------------------|
| • Hill Start Assist | • Rear Cross-Traffic Braking |
| • Post-Collision Braking | • Rear Parking Sensors |
| <i>Standard on every 2022 Expedition</i> | |
| • Rain-Sensing Windshield Wipers | |
| <i>Standard on Limited, King Ranch and Platinum;
Available on Timberline</i> | |



PLATINUM. Carmelo leather trim. Available equipment.

1. Driver-assist features are supplemental and do not replace the driver's attention, judgment and need to control the vehicle. It does not replace safe driving. See Owner's Manual for details and limitations.

HIGHER OUTPUT FOR YOUR BIG ROAD TRIPS.

The 2022 Ford Expedition SUV doesn't just get you there, it gets you here, there and virtually everywhere you want to go thanks to the power of its 3.5L EcoBoost® V6 engine, which includes a **new High-Output version** that delivers 440 horsepower^{1,2} and 510 lb.-ft. of torque.^{1,2}

A 10-speed automatic transmission with SelectShift® capability helps maximize power, while the available Terrain Management System™ allows you to choose from up to 7 Selectable Drive Modes – with a simple turn of a dial – **to help optimize driving dynamics to road conditions.** Choose Expedition MAX with a 105.2-liter fuel capacity, and you'll see how getting places just got easier.

3.5L ECOBOOST V6

380 HP²

470 LB.-FT.
TORQUE²

Standard on XL STX, XLT

400 HP^{1,2}

480 LB.-FT.
TORQUE^{1,2}

*Standard on Limited,
King Ranch, Platinum*

HIGH-OUTPUT 3.5L ECOBOOST V6

440 HP^{1,2}

510 LB.-FT.
TORQUE^{1,2}

*Standard on Timberline; included in available
Stealth Performance Edition Package on Limited*

AVAILABLE SELECTABLE DRIVE MODES



Normal
(RWD/4WD)



Sport
(RWD/4WD)



ECO
(RWD/4WD)



Sand
(4WD)



Tow/Haul
(RWD/4WD)



Mud/Rut
(4WD)



Snow/Wet
(RWD)



Grass/
Gravel/
Snow (4WD)

LIMITED MAX. Star White Metallic Tri-coat.³ Available equipment.

1. Horsepower and torque ratings based on premium fuel per SAE J1349® standard. Your results may vary. **2.** Horsepower and torque are independent attributes and may not be achieved simultaneously. **3.** Additional charge.





POWERFUL PULL

FOR YOUR TOWING ADVENTURES.

The Ford Expedition SUV is designed, engineered and tested so you can tow **up to 4,218 kg¹ – over 4 tons** – across town or cross-country.

Standard Trailer Sway Control helps you keep the vehicle and trailer in line.² While the available Heavy-Duty Trailer Tow Package on XLT models and above helps make towing easy for the novice and the pro: a **new 360-Degree Camera³** supplies a Hitch View that offers a direct view of the hitch to help with attachment; a 360-view helps you see all sides of your vehicle when maneuvering in tight spaces; a Rear Camera on Demand view lets you see behind the vehicle at speed; while **Pro Trailer Backup Assist™ 2.0³** with Trailer Reverse Guidance makes backing up a trailer as easy as turning a knob. Simply rotate it right or left in the direction you want the trailer to go, and it automatically steers Expedition to turn the trailer the desired amount. It's that easy. When it comes to pulling its weight, Expedition delivers big.



PLATINUM MAX. Oxford White. Available equipment. (Max. Towing 4,082 kg on Expedition MAX 4x2 when properly equipped with available Heavy-Duty Trailer Tow Package.)

1. Max. towing of 4,218 kg available on Expedition 4x2 with available Heavy-Duty Trailer Tow Package (not shown). Max. towing varies based on cargo, vehicle configuration, accessories and number of passengers. **2.** Remember that even advanced technology cannot overcome the laws of physics. It's always possible to lose control of a vehicle due to inappropriate driver input for the conditions. **3.** Driver-assist features are supplemental and do not replace the driver's attention, judgment and need to control the vehicle. It does not replace safe driving. See Owner's Manual for details and limitations.

| XL STX

Want storage space without the need to fold seats down? Ford Expedition XL STX SUV delivers. With seating for up to 5, **XL STX is both versatile and practical.** With a 380-hp 3.5L EcoBoost® engine, XL STX makes it easy to get where you need to go – with what you need to take with you. Pair that with 18" machined-face aluminum wheels with Magnetic-painted pockets, and you get **rugged good looks** and at-the-ready power in one powerful model. And, new SYNC® 4 voice-activated technology¹ with **wireless Apple CarPlay® and Android Auto™ compatibility**² helps keep you conveniently connected virtually everywhere you go.



XL STX. Forged Green Metallic. Available equipment.

1. Don't drive while distracted or while using handheld devices. Use voice-operated systems when possible. Some features may be locked out while the vehicle is in gear. Not all features are compatible with all phones. **2.** Requires phone with active data service and compatible software. SYNC 4 does not control 3rd-party products while in use. 3rd parties are solely responsible for their respective functionality. Always consult the Owner's Manual before off-road driving, know your terrain and trail difficulty, and use appropriate safety gear.

| XLT

With standard seating for 8, Ford Expedition XLT models have available 2nd-row captain's chairs with durable ActiveX™ Trimmed Seats that offer a comfortable space for passengers, while **the PowerFold® 3rd-row seat folds flat** with the touch of a button to carry more cargo. **Power-adjustable pedals**, a power-tilt steering column, and power-folding sideview mirrors are all available – and each has a **convenient memory feature** with set-it-and-forget-it ease. The available Black Accent Package turns heads almost as well as it turns ordinary trips into big adventures. Inside, Black Onyx cloth seats or available ActiveX Trimmed Seats welcome passengers into the **comfortable cabin**, while 20" 6-spoke Gloss Black-painted aluminum wheels and Gloss Black-painted accents add style and flair to the Agate Black Metallic exterior.



XLT. Agate Black Metallic. Available Black Accent Package. Available equipment.

| TIMBERLINE

With **enhanced power and off-road capability**, Ford Expedition Timberline SUV is outfitted with a High-Output 3.5L EcoBoost® V6 engine that delivers 440 hp^{1,2} and 510 lb.-ft. of torque.^{1,2} Front, rear and underbody steel skid plates offer protection when the going gets tough. Off-road-tuned front and rear shocks and a limited-slip rear axle help out as well. And there's no mistaking the Timberline look. Black Ford Oval badging and a blackout treatment on the headlamps and taillamps let you know Timberline means business. Inside, **2 unique interior options** complete the difference.



TIMBERLINE. Forged Green Metallic. Available equipment.

1. Horsepower and torque ratings based on premium fuel per SAE J1349® standard. Your results may vary.

2. Horsepower and torque are independent attributes and may not be achieved simultaneously.

Always consult the Owner's Manual before off-road driving, know your terrain and trail difficulty, and use appropriate safety gear.

| LIMITED

Everything about the Ford Expedition Limited SUV was designed with you in mind. Inside, **heated and ventilated leather-trimmed front seats** with a convenient driver's memory feature that recalls saved settings for you and another driver wrap you in comfort, while a power-tilt/-telescoping steering column and power-adjustable pedals let you fine-tune things just so. A **12-speaker B&O® Sound System** makes every note music to your ears. A power, panoramic Vista Roof® opens up to let the sun shine in. And bright exterior accents on the grille and available **power-deployable running boards** add that little something extra. In every way, Expedition Limited offers luxury on a grand scale.



LIMITED. Agate Black Metallic. Available Stealth Performance Edition Package. Available equipment.

LIMITED WITH STEALTH PERFORMANCE EDITION PACKAGE.

With a sleek appearance and **enhanced power**, the available Stealth Performance Edition Package is equipped with a High-Output 3.5L EcoBoost® V6 engine that delivers 440 hp^{1,2} and 510 lb.-ft. of torque.^{1,2} Ebony Black accents all around provide a monochromatic appearance outside, while EXPEDITION lettering on the hood, **massive 22" premium black-painted aluminum wheels** and red brake calipers let you know this model is something special. Inside, the **22-speaker B&O® Unleashed Sound System** provides concert hall sound, while unique red stitching sets the interior apart. Standard driver-assist technology upgrades include Ford Co-Pilot360™ Assist 2.0, which includes a 360-Degree Camera with Split-View Display and Active Park Assist 2.0.



LIMITED. Star White Metallic Tri-coat.³ Available Stealth Performance Edition Package. Available equipment.
1. Horsepower and torque ratings based on premium fuel per SAE J1349® standard. Your results may vary.
2. Horsepower and torque are independent attributes and may not be achieved simultaneously. 3. Additional charge.
Properly secure all cargo. Cargo and load capacity limited by weight and weight distribution.

| KING RANCH

That's just what you envision when you see the King Ranch edition of the Ford Expedition SUV. Inside, **Southwestern luxury meets Expedition style** with rich wood accents and Del Rio leather trim on the seats, door-trim inserts, armrests, center console side rails and steering wheel. And **the famous "Running W" logo** pays homage to the legendary King Ranch in Kingsville, Texas, as it brands all of the seat backs, floor mats and the massive 22" 6-spoke polished aluminum wheels. The King Ranch trim level is the embodiment of the **freedom-loving spirit of the American West** in one big, beautiful model.



KING RANCH. Infinite Blue Metallic Tinted Clearcoat.¹ Available equipment.
1. Additional charge.

| PLATINUM


From the power of a 3.5L EcoBoost® V6 engine to the massive 22" 12-spoke polished aluminum wheels and power-deployable running boards, this Ford Expedition SUV is the real deal. A **15.5" LCD capacitive touchscreen** enhances new SYNC® 4A voice-activated technology.¹ While a 12.4" Multicolor Productivity Screen in the instrument cluster accompanies it. Leather-trimmed heated and ventilated multicontour front seats with Active Motion® deliver relaxing comfort to both the driver and passenger, while 1st- and 2nd-row seats boast perforated inserts and quilted bolsters. A leather-wrapped instrument panel top, wood accents, a **power, panoramic Vista Roof®** and the 22-speaker B&O® Unleashed Sound System combine to make the Platinum trim level quite a pleasure.



PLATINUM. Dark Matter Metallic. Available equipment.

¹. Don't drive while distracted or while using handheld devices. Use voice-operated systems when possible. Some features may be locked out while the vehicle is in gear. Not all features are compatible with all phones.

EXTERIOR & INTERIOR




1 Oxford White



2 Forged Green Metallic




3 Iconic Silver Metallic



4 Dark Matter Metallic



5 Agate Black Metallic



6 Star White Metallic Tri-coat¹



7 Infinite Blue Metallic Tinted Clearcoat¹



Black Onyx Cloth / 1-3, 5
XL STX




Black Onyx Cloth / 1-7
XLT 200A



Sandstone Cloth / 1-7
XLT 200A



Black Onyx ActiveX™ Seating Material / 1-7
XLT 202A




Sandstone ActiveX Seating Material / 1-7
XLT 202A



Deep Cypress Cloth & ActiveX Seating Material
with Deep Tangerine Stitching / 1, 2, 4-7
Timberline 500A



Deep Cypress Leather Trim with Deep Tangerine
Stitching / 1, 2, 4-7
Timberline 501A




Sandstone Leather Trim / 1-7
Limited



Mahogany Leather Trim / 1, 3-7
Limited



Black Onyx Leather Trim with Red Stitching / 1-7
Limited Stealth Packages




Java Del Rio Leather Trim / 1, 2, 5-7
King Ranch



Black Onyx Leather Trim / 2, 4-7
Platinum



Light Sandstone Leather Trim / 2, 4-7
Platinum



Carmelo Leather Trim / 2, 4-7
Platinum

Colors are representative only. See your dealer for actual paint/trim options. 1. Additional charge.





18" Machined-Face Aluminum with
Magnetic-Painted Pockets
XL STX, XLT Standard



20" 6-Spoke Gloss Black-Painted Aluminum
XLT Optional¹
Black Accent Package Included



20" Sparkle Silver Aluminum
XLT Optional¹



22" Premium Black-Painted Aluminum
**Stealth Performance Edition &
Limited Stealth Edition Packages Included**



18" Ebony-Painted Aluminum with
Laser-Etched Timberline Logo
Timberline Standard



20" Bright Machined Aluminum with
Dark Carbonized Gray-Painted Pockets
Limited Standard
XLT Special Edition Included



22" 6-Spoke Polished Aluminum with
Running W Center Cap
King Ranch Standard



22" 12-Spoke Polished Aluminum
Platinum Standard
Limited 302A Included



22" 6-Spoke Polished Aluminum
Platinum Optional

STANDARD FEATURES

MECHANICAL

10-speed automatic transmission with SelectShift® capability
4-wheel independent suspension
Active Grille Shutters
Class IV trailer hitch receiver with 7- and 4-pin connectors
Electric power-assisted steering

FORD CO-PILOT360™ TECHNOLOGY

Ford Co-Pilot360: Pre-Collision Assist with Automatic Emergency Braking (AEB); BLIS® (Blind Spot Information System) with Cross-Traffic Alert; Lane-Keeping System; Auto High-Beam Headlamps; and Rear View Camera with Washer
Autolamp (Automatic On/Off Headlamps)
Cruise Control
Hill Descent Control™ (4WD only)
Hill Start Assist
Post-Collision Braking
Rear Cross-Traffic Braking
Rear Parking Sensors
Trailer Sway Control

COMFORT & CONVENIENCE

1st-row center console with armrest and covered media bin
12V powerpoints (4)
Beverage holders (15)
Cargo Management System
Cargo protector and net
Easy Fuel® capless fuel filler
Leather-wrapped steering wheel
Overhead console with sunglasses storage
Particulate air filter
Power, heated sideview mirrors with security approach lamps
Power windows with one-touch-up/-down feature for 1st row
Privacy glass on all rear windows²
Push-button start
Rotary gear shift dial
Smart-charging USB ports for 1st and 2nd row (4 total)
Steering wheel-mounted cruise, audio and 5-way controls
Tri-zone electronic automatic temperature control

SAFETY & SECURITY

Personal Safety System™ with dual-stage front airbags³
Front-seat side airbags³
Safety Canopy® side-curtain airbags³ with rollover sensor
AdvanceTrac™ with RSC® (Roll Stability Control™)
Individual Tire Pressure Monitoring System (excludes spare)
MyKey® technology to help encourage responsible driving
Perimeter alarm
SecuriLock® Passive Anti-Theft System
SOS Post-Crash Alert System™

1. Restrictions apply. See your dealer for details. **2.** Availability varies by market.
3. Always wear your safety belt and secure children in the rear seat.

DIMENSIONS

Exterior (mm)	Expedition/MAX 4x2 (4x4)
Wheelbase	3,112/3,342
Length	5,333/5,635
Height – Excluding options	1,945 (1,941)/1,940 (1,936)
Width – Including mirrors	2,373
Width – Mirrors folded	2,124
Minimum running ground clearance	250 (248)/249 (246)
Overhang – Front	971
Overhang – Rear	1,251/1,322
Ramp breakover angle	21.5° (21.4°)/20.3° (20.1°)
Angle of approach	23.4° (23.3°)/24.0° (23.7°)
Angle of departure	22.2° (21.9°)/21.5° (21.3°)
Interior (mm)	Expedition/MAX
1st Row	
Head room (max.)	1,068
Leg room (max.)	1,115
Shoulder room	1,648
2nd Row	
Head room	1,015
Leg room	1,053
Leg room (with seat full rearward)	1,081
Shoulder room	1,647
3rd Row¹	
Head room	948/950
Leg room	917
Leg room (with 2nd-row seat full forward)	1,038
Shoulder room	1,630/1,634
Capacities (liters)	Expedition/MAX
Passenger volume	4,868/4,872
Cargo volume behind 1st row ²	2,968/3,439
Cargo volume behind 2nd row ²	1,627/2,077
Cargo volume behind 2nd row (with 2nd-row seat full forward) ²	1,800/2,254
Cargo volume behind 3rd row ^{1,2}	546/972
Cargo volume behind 3rd row (with 3rd-row seat full upright) ^{1,2}	593/1,019
Fuel tank	87.8/105.2
Maximum Loaded Trailer Weight (kg)³	
4x2 Class IV	4,218/4,082
4x4 Class IV	4,173/4,082

Dimensions and capacities shown for base trim levels. Dimensions and capacities may vary by model.

1. If equipped. 2. Cargo and load capacity limited by weight and weight distribution. 3. Requires available Heavy-Duty Trailer Tow Package. Max. towing varies based on cargo, vehicle configuration, accessories and number of passengers. 4. Availability varies by market. 5. Restrictions apply. See your dealer for details.

XL STX	XLT/MAX	TIMBERLINE	LIMITED/MAX	KING RANCH/MAX	PLATINUM/MAX		XL STX	XLT/MAX	TIMBERLINE	LIMITED/MAX	KING RANCH/MAX	PLATINUM/MAX	
S	S		S	S	S	ENGINES & TRANSMISSIONS					S		Stone Gray grille mesh, front and rear lower bumper accents, sideview mirror caps and power-deployable running boards; chrome roof-rack side rails, and King Ranch exterior badging
		S	P			3.5L EcoBoost® V6 engine with Auto Start-Stop Technology							
						High-Output 3.5L EcoBoost V6 engine with Auto Start-Stop Technology					S		Silver Lining grille mesh; Satin Aluminum sideview mirror caps; chrome roof-rack side rails; power-deployable, body-color-painted running boards with polished stainless accents; body-color door handles with Satin Aluminum inserts; and “PLATINUM” exterior badging
O	O	S	O	O	O	Control Trac® Four-Wheel-Drive (4WD) System with eLSD 3.73 electronic limited-slip differential; includes 2-speed automatic 4WD with Neutral towing capability (4WD only)							
S	S		S	S	S	Rear-wheel drive (RWD) (includes 5 Selectable Drive Modes)	S	S					LED headlamps
O	O	S	O	O	O	4-wheel drive (4WD) (includes Terrain Management System™ with 7 Selectable Drive Modes, Hill Descent Control™ and front tow hooks; tow hooks n/a on XL STX)		P	S	S	S	S	LED headlamps with signature lighting
						MECHANICAL		P	S	S	S	S	LED fog lamps
		S	P			Dual exhaust			S			S	Forward-facing spotlights, and Zone Lighting
		S				Front and rear premium off-road shock absorbers and rough-road suspension with increased ride height				S	S	S	LED taillamps
						Ford Trail Control™					S	S	Brushed-aluminum front door-sill scuff plates (with King Ranch logo on King Ranch)
						Heavy-duty radiator	S	S					COMFORT & CONVENIENCE
			O	O	S	Continuously controlled damping (CCD) suspension with Road Preview							1st-row bucket seats with 8-way power driver and 4-way manual passenger
	P	P	S	S	S	FORD CO-PILOT360™ TECHNOLOGY							Manual-tilt/-telescoping steering column
						Ford Co-Pilot360 Assist+: Intelligent Adaptive Cruise Control with Stop-and-Go and Lane Centering; Evasive Steering Assist; Intersection Assist; Front Parking Sensors; Blind Spot Assist; and Navigation System ⁴	S	S					2nd-row 40/20/40 split-fold seats with CenterSlide® and manual recline
		P	P	S	S	Ford Co-Pilot360 Assist 2.0: 360-Degree Camera with Split-View Display and Front and Rear Washers, Active Park Assist 2.0, and Reverse Brake Assist	S	S	S	S			8" productivity screen in instrument cluster
		P	S	S	S	Rain-Sensing Windshield Wipers	S	S	S	S	S	S	3rd-row PowerFold® 60/40 split seat with power recline
S						APPEARANCE		S	S	S	S	S	3rd-row smart-charging USB ports (4)
						Ebony Black grille; black roof-rack side rails, sideview mirror caps, tailgate appliqué and platform running boards; body-color door handles; and XL STX exterior badging		S	S	S	S	S	Auto-dimming rearview mirror
	S					Chrome grille; body-color sideview mirror caps; and black roof-rack side rails and platform running boards		P	S	S	S	S	1st-row bucket seats with 10-way power driver and 8-way power passenger, including power lumbar and recline
		S				Dark Carbonized Gray grille and tailgate appliqué; Ember Red tow hooks; black roof-rack side rails and platform running boards; and Timberline exterior badging		P	S	S	S	S	110V/150W AC power outlet
			S			Chrome grille, tailgate appliqué and fog lamp bezels; bright roof-rack side rails with black end caps; body-color sideview mirror caps; and platform running boards with chrome accents		P	S	S	S	S	Memory feature for driver's seat, steering column, pedals and sideview mirrors
								P	S	S	S	S	Power-adjustable pedals
								P	S	S	S	S	Power-folding 3rd-row head restraints
								P	S	S	S	S	Power-folding sideview mirrors with autofold, and integrated turn signal indicators
								P	S	S	S	S	Power-tilt/-telescoping steering column
								P	S	S	S	S	Remote Start System
								P	S	S	S	S	Wireless charging pad
								P	O	S	S	S	Heated steering wheel
								O	S	O			2nd-row power-folding tip-and-slide 40/20/40 split-fold seats with CenterSlide ⁵

S: STANDARD

O: OPTIONAL

P: PACKAGED



XL STX	XLT/MAX	TIMBERLINE	LIMITED/MAX	KING RANCH/MAX	PLATINUM/MAX		XL STX	XLT/MAX	TIMBERLINE	LIMITED/MAX	KING RANCH/MAX	PLATINUM/MAX		XL STX	XLT/MAX	TIMBERLINE	LIMITED/MAX	KING RANCH/MAX	PLATINUM/MAX		
		S	P			COMFORT & CONVENIENCE (CONT.) Enhanced active noise control and engine sound enhancement		0	0	0	0	0	0		0	0	0	0	0	0	OPTIONS¹ Reversible cargo mat
	0	0	S	S	S	Power, panoramic Vista Roof ⁰¹		0	S	0	0	0	0								Floor liners for 1st and 2nd rows (includes standard floor mats) ²
	P	P	S	S	S	1st-row heated and ventilated seats			0												Floor liners for 1st and 2nd rows (deletes standard floor mats)
	P	P	S	S	S	2nd-row power-folding tip-and-slide captain's chairs			0	0	0	0	0								Dual-Headrest Rear Seat Entertainment System ³
	P	P	S	S	S	Ambient lighting		P	0	P	P	P	0								Roof-rack crossbars
		S	S	S	S	Hands-free, foot-activated liftgate				0	0	0	S								Advanced Cargo Manager (includes roof-rack crossbars on Timberline, Limited and King Ranch)
		P	S	S	S	2nd-row heated outboard seats				0	0	0									EQUIPMENT GROUPS & PACKAGES
		P	S	S	S	Auto-dimming driver's sideview mirror															Equipment Group 202A: 10-way power driver seat and 8-way power front-passenger seat, including power lumbar and recline; heated and ventilated 1st-row seats; power-folding tip-and-slide 2nd-row captain's chairs; power-folding 3rd-row head restraints; 1st- and 2nd-row ActiveX™ Trimmed Seats; vinyl-trimmed 3rd-row seat; heated steering wheel; power-tilt/-telescoping steering column; power-adjustable pedals; memory feature for driver's seat, steering column, pedals and sideview mirrors; 4-door Intelligent Access; Remote Start System; ambient lighting; 110V/150W AC power outlet; chrome running board accents; power-folding sideview mirrors; power liftgate; SecuriCode invisible keypad; Advanced Security Pack; and wireless charging pad
		P	S	S	S	One-touch-up/-down feature for 2nd-row windows															Equipment Group 302A: 22" 12-spoke polished aluminum wheels; Ford Co-Pilot360™ Assist 2.0; heavy-duty suspension; accent-color grille with red chrome chiclets; and power-deployable running boards
			S	S	S	Active noise control															Equipment Group 501A: heated and ventilated 1st-row seats; heated 2nd-row power-folding tip-and-slide captain's chairs; B&O Sound System with 12 speakers including subwoofer, and HD Radio Technology; 15.5" LCD capacitive touchscreen with swipe capability; 12.4" Multicolor Productivity Screen; ambient lighting; panoramic Vista Roof; one-touch-up/-down feature for 2nd-row windows; upgraded floor mats; Rain-Sensing Windshield Wipers; Ford Co-Pilot360 Assist+ and Ford Co-Pilot360 Assist 2.0
			S		S	Upgraded carpeted floor mats for 1st and 2nd rows															Black Accent Package: ¹ 20" 6-spoke Gloss Black-painted aluminum wheels, Black Onyx seats, and Gloss Black front skid plate and rear bumper (Agate Black Metallic exterior paint only)
				S		Del Rio leather seating for all 3 rows															
				S		Floor mats with King Ranch logo for 1st and 2nd rows															
				S		1st-row multicontour seats with Active Motion ⁰															
				S		Unique 1st- and 2nd-row floor mats															
						SAFETY & SECURITY 4-door Intelligent Access															
	P	S	S	S	S	Advanced Security Pack (includes SecuriLock ⁰ Passive Anti-Theft System and inclination/intrusion sensors)															
	P	S	S	S	S	SecuriCode ⁰ keyless entry keypad															
S	S	S	S			CONNECTIVITY & ENTERTAINMENT SYNC ⁰ 4 with 12" LCD capacitive touchscreen with swipe capability, wireless phone connection, AppLink ⁰ wireless Apple CarPlay ⁰ compatibility, wireless Android Auto TM compatibility, and Digital Owner's Manual															
S	S	S				AM/FM stereo with 6 speakers and MP3 capability															
		P	0	S	S	SYNC 4A with 15.5" LCD capacitive touchscreen with swipe capability, wireless phone connection, AppLink, wireless Apple CarPlay compatibility, wireless Android Auto compatibility, Digital Owner's Manual, Adaptive Dash Cards, and Personal Profiles															
		P	S			B&O ⁰ Sound System with 12 speakers including subwoofer, and HD Radio TM Technology															
		P	S	S		B&O Unleashed Sound System with 22 speakers including subwoofer, and HD Radio Technology															
		P	0	S	S	12.4" Multicolor Productivity Screen in instrument cluster															

S: STANDARD
O: OPTIONAL
P: PACKAGED

1. Restrictions apply. See your dealer for details. 2. Do not place additional floor mats or any other covering on top of the original floor mats. 3. Ford Licensed Accessory.

PERSONALIZATION MAKES IT YOURS.

Big adventures require special attention to detail to make your Ford Expedition SUV truly your own. Ford Accessories allow you to personalize your vehicle to fit your exact needs, interests, hobbies and more. And each accessory is designed specifically for your Expedition, so you can be assured of a perfect fit. See your dealer for a complete list of available Ford Accessories.

accessories.ford.com



- A. Roof crossbars
- C. Dash cam systems



A

- B. Floor liners
- D. In-vehicle safe



B



C



D



TIMBERLINE. Forged Green Metallic. Available equipment.

Ford Genuine Parts & Service. Keep your vehicle in optimum operating condition with scheduled maintenance service. Ford and Lincoln Dealership technicians know your vehicle inside and out. They are continuously trained by Ford Motor Company and the parts they use are specifically designed for your vehicle. See your dealer for limited warranty information on Ford Original Accessories. Ford Licensed Accessories (FLA) are warranted by the accessory manufacturer's warranty. FLA are designed and developed by the accessory manufacturer and have not been designed or tested to Ford Motor Company engineering requirements. Contact your Ford Dealer for details and/or a copy of all limited warranties.

Ford and Oval Device, 911 Assist, Active Motion, ActiveX, AdvanceTrac, AppLink, BLIS, CenterSlide, Control Trac, Easy Fuel, EcoBoost, Expedition, Ford Co-Pilot360, Ford Trail Control, Hill Descent Control, MyKey, Personal Safety System, Platinum, PowerFold, Pro Trailer Backup Assist, Roll Stability Control, RSC, Safety Canopy, SecuriCode, SecuriLock, SelectShift, SOS Post-Crash Alert System, SYNC, Terrain Management System, Timberline, Vista Roof and related marks are trademarks of Ford Motor Company.

Android and Android Auto are trademarks of Google LLC. Apple and Apple CarPlay are trademarks of Apple Inc., registered in the U.S. and other countries. BANG & OLUFSEN and B&O are registered trademarks of Bang & Olufsen Group. Licensed by Harman Becker Automotive Systems Manufacturing Kft. All rights reserved. HD Radio is a proprietary trademark of iBiquity Digital Corporation. King Ranch is a registered trademark of King Ranch, Inc.

Vehicles may be shown with optional equipment which may or may not be available in your market. Features may be offered only in combination with other options or subject to additional ordering requirements/limitations. Dimensions shown may vary due to optional features and/or production variability. Information is provided on an "as is" basis and could include technical, typographical or other errors. Ford makes no warranties, representations, or guarantees of any kind, express or implied, including but not limited to, accuracy, currency, or completeness, the operation of the information, materials, content, availability, and products. Ford reserves the right to change product specifications, pricing and equipment at any time without incurring obligations. Your Ford or Lincoln Dealer is the best source of the most up-to-date information on Ford and Lincoln vehicles.

©2022 Ford Motor Company

